

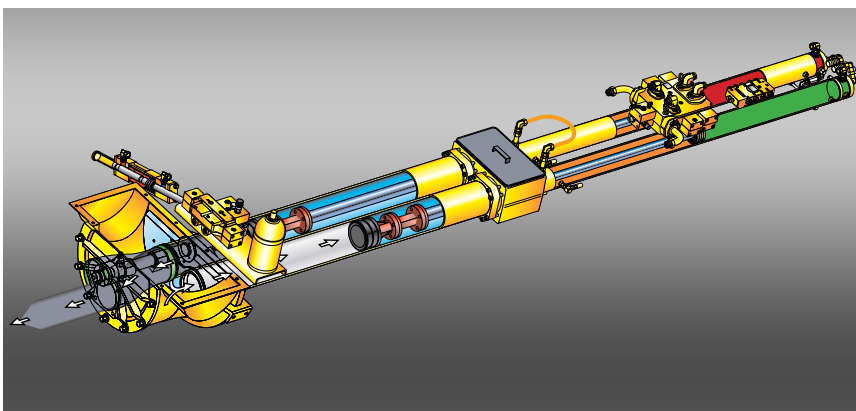
S 39 SX

Truck-Mounted concrete pump
with 4-section placing boom



THE MOST POPULAR BOOM IN AMERICA

The longest Schwing boom on a three axle truck under 60,000 pounds. Ideal for any project - residential, commercial and industrial.



This open loop **Generation 3** all-hydraulic concrete pump sets the standard for fuel-efficiency, reliability and performance. Twin circuit hydraulics combine with the longest stroking pumping cylinders in the industry for a smooth, continuous flow of concrete which also translates to longer boom life. **Big Rock Valve** is designed to pump the harshest mixes and provide the lowest per yard operating costs.



Patented **Vector Controls** allow two-way communication between pump and operator. Critical real-time operating data is displayed at the remote box and stored in the controller for easy retrieval.



Move up to a new class of concrete pump and reach to 127-feet up or more than 113-feet out with a boom mounted on an economical three-axle truck. Now you are competing with longer booms but enjoying all of the maneuverability of a smaller unit for maximum utilization on all types of projects.

The popular four section Roll & Fold[®] boom design is used on the S 39 SX and more concrete pumps than any other boom style. With low unfolding height, fast set-up and easy clean out, it is the multi-purpose boom. From house foundations to bridge decks it will be the most requested pump in your fleet. The proportional boom controls make this an operator friendly boom that provides precise placement in all situations.

Choose the S 39 SX for a low maintenance pump with legendary reliability that will payback your investment over and over. And when you are ready to set your sights even higher, these pumps are a match for your imagination and ambition with detachable boom options that provide unlimited possibilities for concrete placement.



A detachable boom option allows you to remove the placing boom for job-site versatility with a variety of mounting options including free-standing, form mounting or mast-mounting with floor frames.



Super X outriggers are a Schwing exclusive providing maximum stability with the smallest footprint. These telescopic, single-stage outriggers set-up fast and don't extend in front of the cab for maximum horizontal boom reach.

SPECIFICATIONS

Pump Kits on S 39 SX

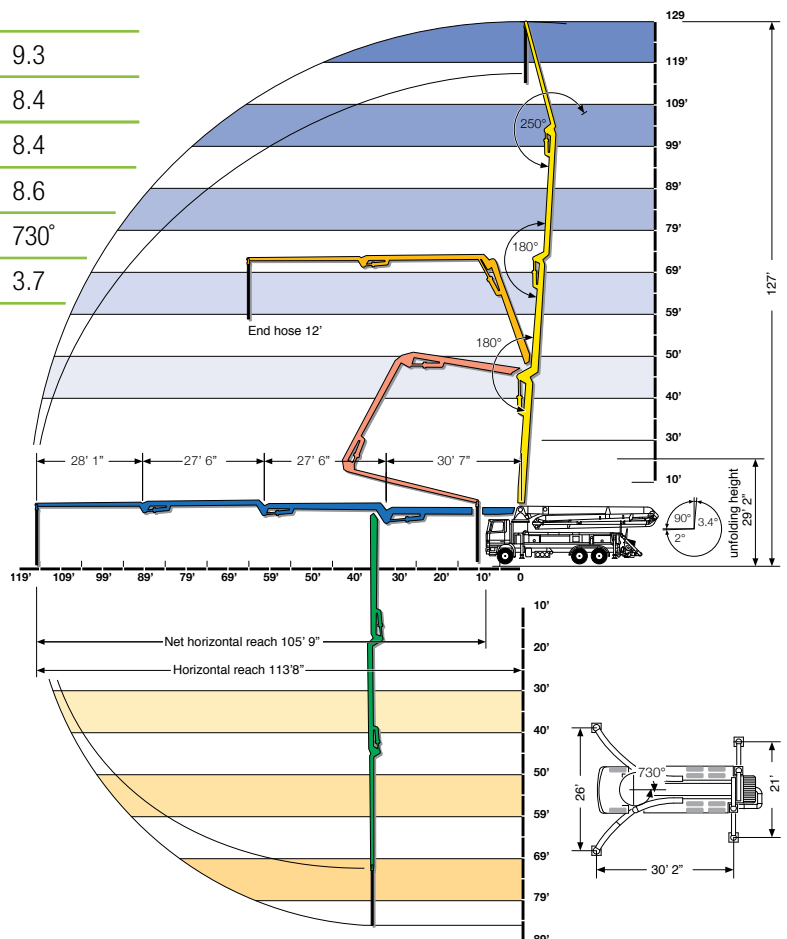
	2023-5 130/80 MPS*		2525H-6 120/85 MPS	
	U.S.	Metric	U.S.	Metric
Theor. Concrete Output Per Hour (cubic yards - cubic meters)	208	159	213	163
Maximum Pressure on Concrete (psi - bar)	1007	70	1169	80
Maximum Strokes Per Minute	32	32	22	22
Material Cylinder Diameter (in. - mm)	9	230	10	254
Material Cylinder Stroke Length (in. - mm)	79	2007	98	2500
Differential Cylinder Size (in. - mm)	5.1	130	4.7	120
Maximum Aggregate Size (in. - mm)	2.5	63.5	2.5	63.5

* Used for detachable booms

Boom Specifications

	S 39 SX	
	U.S.	Metric
Pipeline Diameter (in. - mm)	5	125
Vertical Reach (ft.- m)	127	38.7
Horizontal Reach (ft.-in. - m)	113'-8"	34.7
Net Horizontal Reach (ft.-in. - m)	105'-9"	32
Unfolding Height (ft. - m)	29'-2"	8.8
Section Lengths		
First Section (ft.-in. - m)	30'-7"	9.3
Second Section (ft.-in. - m)	27'-6"	8.4
Third Section (ft.-in. - m)	27'-6"	8.4
Fourth Section (ft.-in. - m)	28'-1"	8.6
Slewing Range (degrees)	730°	730°
End hose length (ft. - m)	12	3.7

Specifications are subject to change without prior notice.



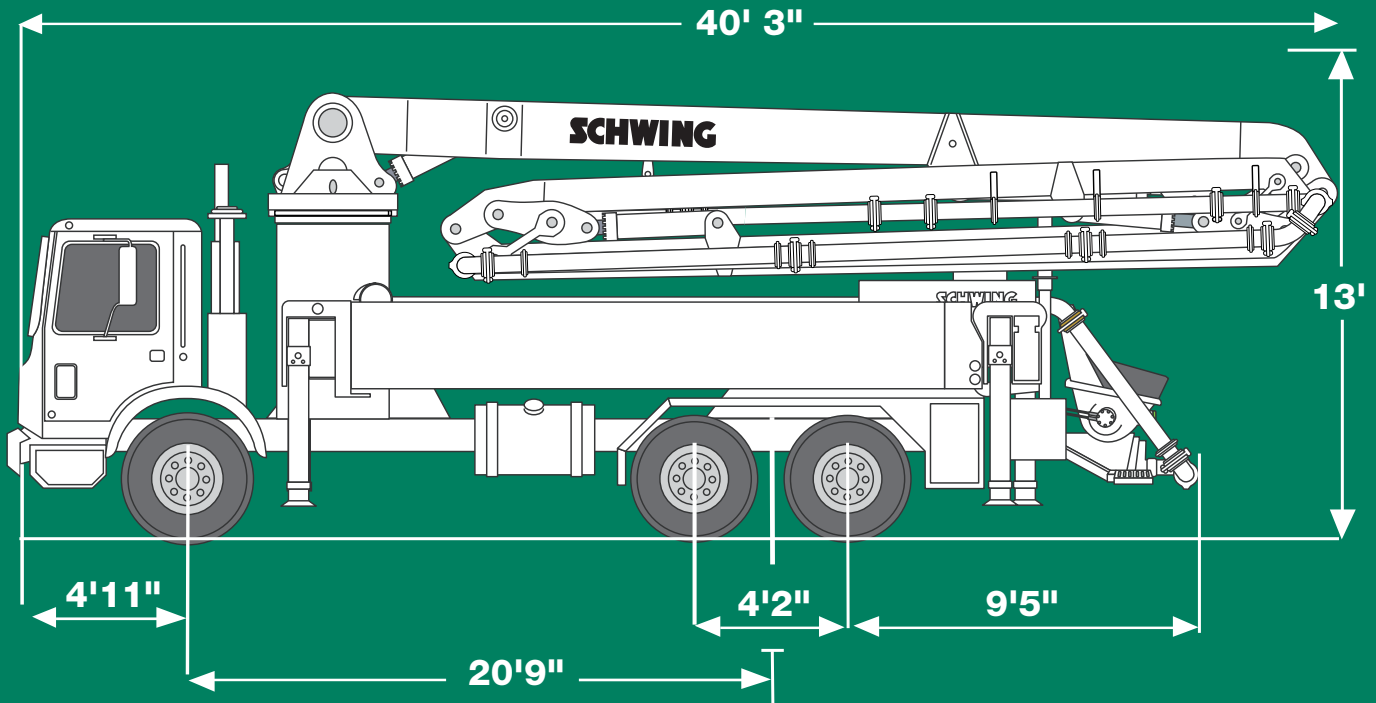
Only one manufacturer can supply the Schwing experience.

Thousands of our customers form a backdrop of success that you can join by letting us spec the right piece of equipment for your needs. And a select group of knowledgeable dealers provides another layer of invaluable experience. You and your staff will be welcomed into our dedicated training facility to learn how to extract the maximum profitability from your Schwing. And your investment is backed by the exclusive Green Shield warranty that can be extended to an industry-leading three years.



More than 400,000 square feet are devoted to producing the highest quality concrete equipment at our [White Bear, Minnesota](#) plant. From close inspection of incoming materials to forming our products with the latest robotic welding techniques, Schwing takes craftsmanship to the highest standards. Our state-of-the-art paint facility produces finished products you will be proud to put your name on. In addition, a vast inventory of parts are on hand to keep your Schwing product running at maximum efficiency. Please schedule a visit to this modern facility located minutes north of Minneapolis/St. Paul to see our long-term commitment to the market.

S 39 SX (Dimensions shown apply to Mack truck mounted units and may vary unit to unit or for other makes and models of trucks.)



SCHWING-STETTER MOVES CONCRETE. **WORLDWIDE.**

Wherever concrete is produced and moved is where you will find Schwing-Stetter machinery.

With plants in Germany, Austria, USA, Brazil, Russia, China and India as well as with more than 100 sales and service facilities, the group of companies is always close to the customer.

Our wide range of products with something for every application is what makes Schwing-Stetter the No. 1 system supplier for concrete machinery worldwide.



CONCRETE BATCHING PLANTS



TRUCK MIXERS



TRUCK-MOUNTED CONCRETE PUMPS



STATIONARY CONCRETE PUMPS



SEPARATE PLACING BOOMS



CONCRETE RECYCLERS

